

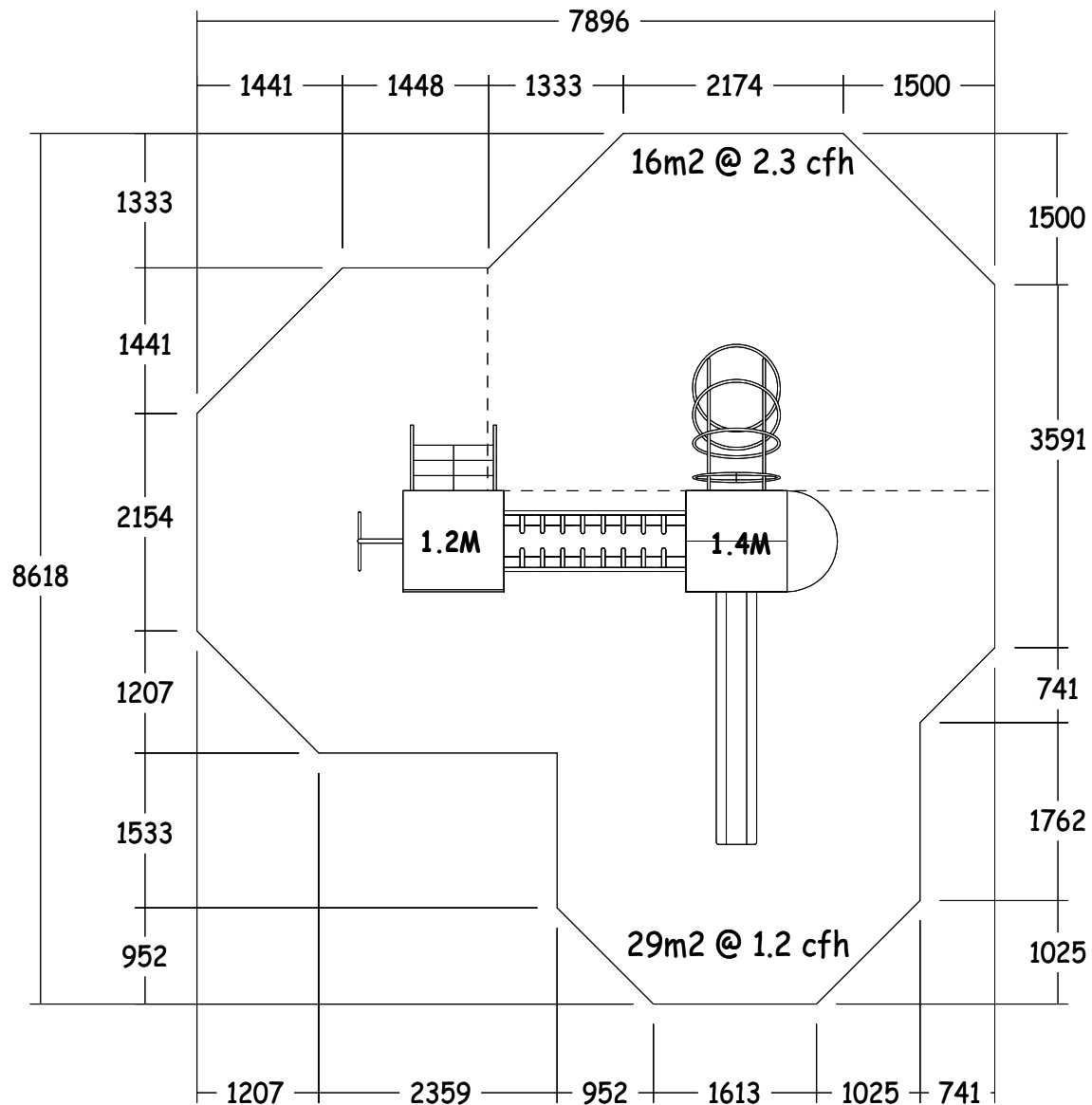
Installation details for **Tryfan Mountain multiplay (MO09)**

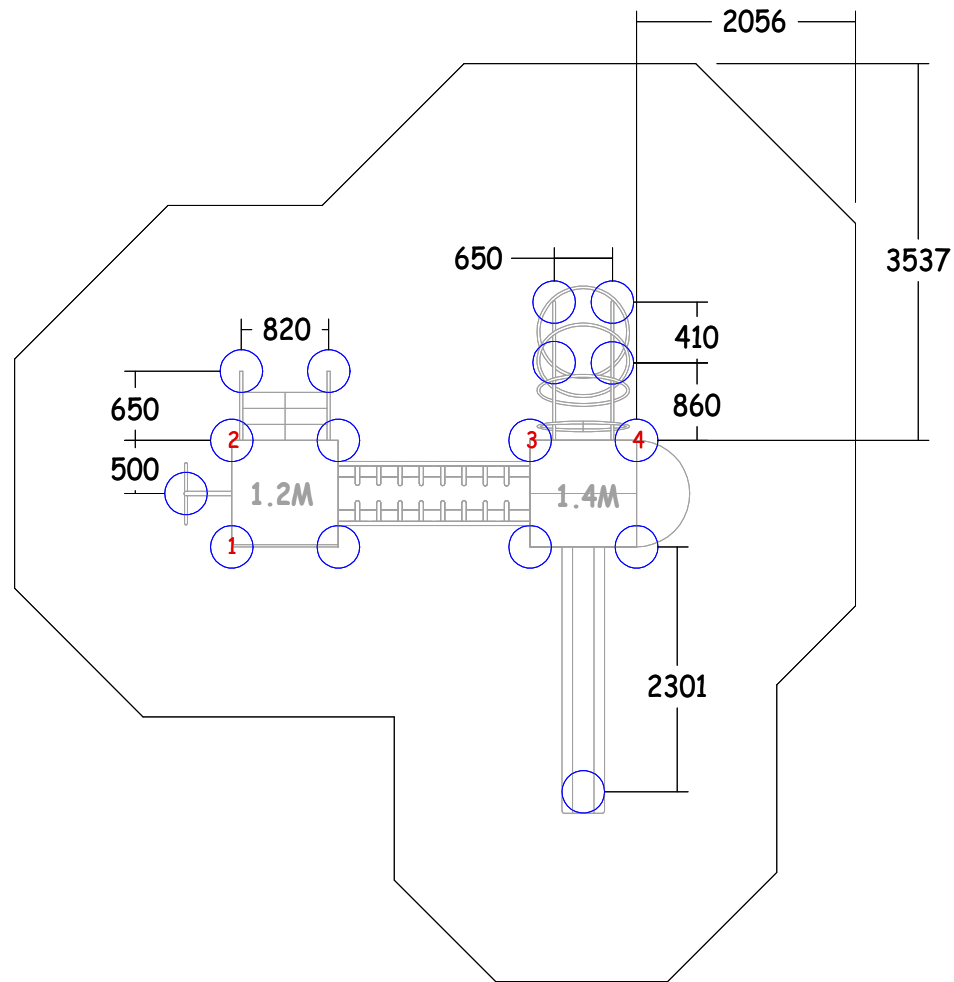
Component list

1.2m H sections	2
1.4m Apex sections	2
Square platforms	2
1.4m slide, holder & foot	1
Access net	1
Semi circular platform	1
Ball maze play panel	1
Vertical hoop climber	1
Illusion play panel	1
V Walk	1
Firepole climber	1
Roof & Facias (Set)	1

- 1) Construct base as per layout drawing 1 ensuring the correct levels for safety surfacing.
- 2) Excavate 400mm x 400mm holes for H & Apex sections as in drawing 2 to a depth of 450mm from finished surfacing level. (All H sections have finished ground level marks)
- 3) Connect the H & Apex sections to the platforms and place in to the excavated holes.
- 4) Connect together using the stated links. ie V Walk.
- 5) When all H sections and links have been fitted, level in all directions and check distances from edge of surfacing.area.
- 6) Mark out for access points as drawing 2 and excavate to a depth of 450 as before (550mm for the slide foot)
- 7) Assemble all other items of equipment as drawing 4 using M10 x 30 resistorx & nylon washers.
- 8) Note: M10 x 25 resistorx are used to connect the slide to the foot.
- 9) Connect the panels using M10 x 50 resistorx, steel washers x 2, nyloc & plastic cap sets.
- 10) Once all equipment is fitted check levels again, tighten all bolts & concrete in to the ground.



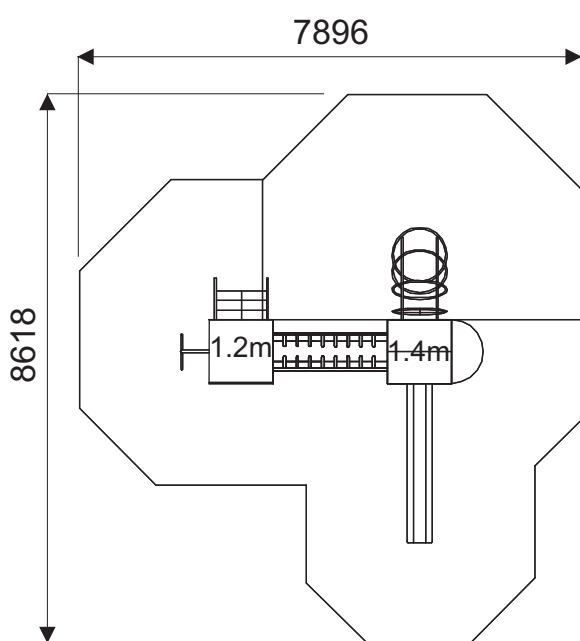






5-12
Years

8
Activities



Technical AT-A-GLANCE

Product Code
MO09
Equipment Size
4950L x 4717W x 2850H
Minimum Space
8618 x 7896
Free Height of Fall
1400 & 2500
Safety Surface Area
29m ² & 16m ²

All steel equipment manufactured by Play & Leisure is shotblasted to SA 2.5 before a 60-micron thick epoxy based zinc phosphate primer is applied and finally a 70 micron thick coating of polyester powder.

All Play & Leisure Ltd's equipment complies to BS EN 1176 parts 1-7, and BS EN 15312. Equipment is guaranteed for 25 years against structural failure.

Tryfan Multiplay Unit

Maintenance Schedule

Maintenance & Inspection

All Play & Leisure's products should be inspected and maintained in accordance with the recommendations as detailed in BS EN 1176-7:2008

If any part of the equipment is found to be unsafe during an inspection and cannot be immediately rectified the equipment should be protected against further use.

Routine Visual Inspection.

Routine visual inspections are to be conducted to identify obvious hazards resulting from vandalism, use or weather conditions. e.g. Hazards such as broken parts or broken bottles.

Operational Inspection.

To reduce accidents the operator should ensure an appropriate routine maintenance schedule is established, implemented and maintained. Inspection shall be carried out on a monthly basis, although consideration should be taken regarding local conditions and usage.

During a operational inspection the following should be included:

- Tightening of fastenings.
- Re-painting and re-treatment of surfaces.
- Maintenance of any impact attenuating surfaces.
- Lubrication of bearings.
- Marking of equipment to signify loose fill finished surface levels.
- Cleaning.
- Removal of broken glass and other debris or contaminants.
- Restoring loose fills to the correct level.
- Maintenance of free space areas.

Annual Main Inspection (NOT EXCEEDING 12 MONTHS)

Inspection intended to establish the overall level of safety of equipment, foundation and playing surfaces.

- Effects of weather.
- Rotting or corrosion.
- A change in the level of safety of the equipment as a result of repairs made, or of added or replaced components

One Post Equipment Maintenance.

Special attention should be paid to the stability of products being of a one post design.

Corrective Maintenance.

Corrective maintenance should include measures to correct defects, or to establish the necessary levels of safety of the playground equipment and surfaces. Such measures should include:

- Replacement of fastenings.
- Welding or welding repairs.
- Replacement of worn or defective parts.
- Replacement of defective structural components.

Equipment Alterations.

Alterations to parts of any products that could affect the essential safety of the equipment should only be carried out after consultation with Play and Leisure.

Equipment Identification

Information regarding the manufacturer, I.D. Number, year of manufacturer and the European Standard is displayed on an identification plaque.